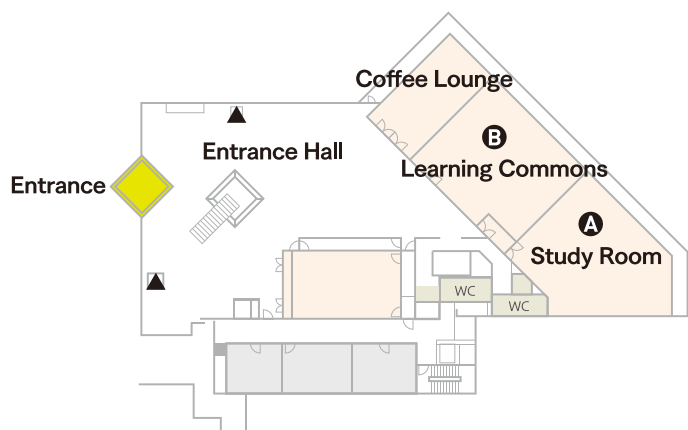
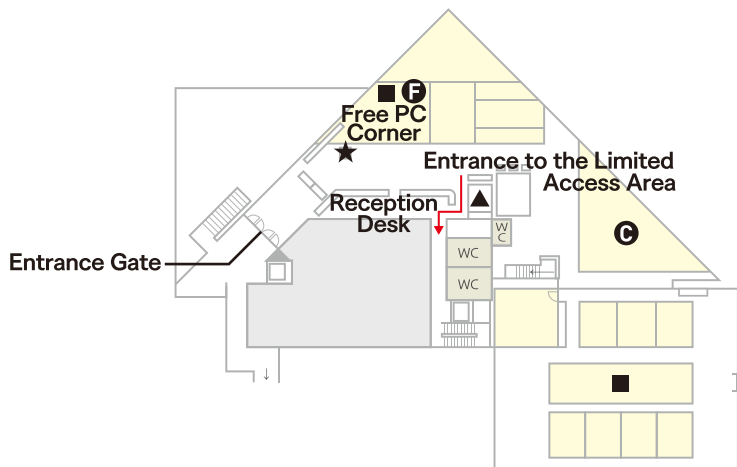


# Floor Maps of the Library

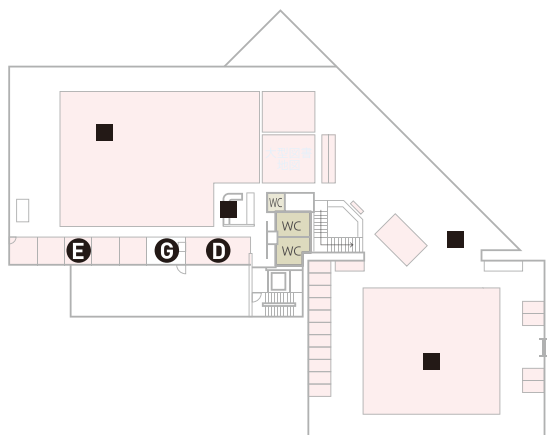
## M2



## 2F



## 3F



- : OPAC
- ★ : Self-checkout machine
- ▲ : Photocopier



## Shu Map

Useful Information for International Students with a Campus Map  
Created by the Class Members of Tourism English II 2022  
Issued by the Office of Fumiko Yoshikawa, Faculty of Commercial Sciences,  
Hiroshima Shudo University, January 2023



Article Reporters: Yuki Kanesaka, Sota Tanaka, Taisuke Harada, Sana Ishimori, Miku Iwasawa, Yu Obara, Runa Morishige, Miyu Uchimura, Kaho Okada, Naoki Shimamoto, and Ayano Yuasa  
Proofreader: Gregory T. Rouault

## Library Facilities \*Opening hours apply only while courses are in session and are subject to change. Please check the library website before you visit.

### M2


#### Ⓐ Study Room

**Hours:** 9:15~19:30 (Weekdays) 10:15~15:00 (Weekends)  
You can concentrate on studying in a quiet personal space because this room has many individual sections. A power outlet is available at each desk to charge your electronic devices. The Study Room is not usually crowded, so it is highly recommended. However, during the exam period, many students use this Study Room. So, if you want to use it, you had better go there early.



#### Ⓑ Learning Commons

**Hours:** 9:00~19:00 (Weekdays) 10:00~15:00 (Saturdays)  
**Table reservation:** 2-hour limit, but can be extended depending on availability.  
First, please check in at the counter. It is a very easy procedure and kind staff are always available. You can use this space for active studying with other students! For instance:  
• You can discuss with friends.  
• You can practice your presentation for your seminar.  
• You can debate with classmates.  
• You can also use a computer or a printer in this room.



There are not many places where you can study while talking with your friends in a quiet space, so the Learning Commons is recommended for group discussions. This room is very functional, but we have hardly ever seen any international students using it. So now, you can take advantage of this wonderful spot with your friends!

## Main Library Hours: 8:45-20:30 (Weekdays) 10:00-16:00 (Weekends)

### 2F

#### Ⓒ Audiovisual Corner

This is a place where you can watch movies on the second floor of the library. You can watch DVDs, videos and CDs without making a reservation. You can use an individual booth, or you can also watch DVDs with your friends.



The following are movies we recommend to learn about Japanese culture:

#### ☆ Detective Conan ☆

This is a popular animated series of detective stories. Both adults and children can enjoy trying to solve difficult cases together by using their reasoning abilities. Each video in this series is composed of short films, so you can watch them in your spare time.

#### ☆ Kiki's Delivery Service ☆

This is a movie made by Hayao Miyazaki, a world-famous film director. There are many scenes in this movie that we can relate to our everyday life.


#### ☆ Always: Sunset on Third Street ☆

This movie focuses on the lives of Japanese people who are recovering from the ravages of WW II, so you can also learn about contemporary Japanese history through this movie. It also depicts a lot of realistic scenes which are very touching.

### 3F


#### Ⓓ Tatami Study Room

This is a special study room where you can experience Tatami. Tatami are the traditional Japanese mats. Please remember you must take off your shoes on the Tatami mats. If you study in this room, you can feel close to Japanese culture.



#### Ⓔ Group Study Room

There are five group study rooms on the third floor. You need a reservation to use them which you can make at the counter on the second floor. You can book a room for a maximum of 3 hours. Please use them when you study or do research in a group.



### How to find and check out books

To find a book in the library, use the computers near the entrance gate on the second floor. The method is simple: You only need to open the English OPAC page and type in the title or author of the book you want to look up.

If the book you want to find comes up, check its location and reference number, and make a note of them. Bookshelves are marked with three-digit numbers, so you just need to find the shelf with the matching number. If the OPAC Holdings show that your book location is "3F General Books," it should be on the third floor of the Open Access Area. DVDs and CDs should be shown as located in the "2F Audiovisual Corner." If the book you are looking for is in the Limited Access Area (shown on the OPAC Holdings as "Stacks"), you will need to speak to the receptionist and leave your belongings in a locker to enter that area of the library.

Please remember that you need your student ID card to enter the library and check out books. But in case you forget or lose it, please ask the staff for help.


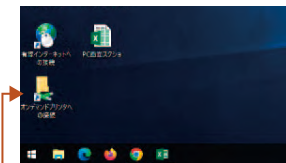
To borrow books, hand them to the circulation desk staff members, or even better use the self-checkout machine near the entrance. Switch the language to English, and then put your student ID card and the book on the machine according to the instructions. The system will scan the bar code on each book and print a record of the books borrowed. The due date to return books by is two weeks. Please note that repeated overdue borrowing will result in restrictions on library use.

If you still have any questions, just ask at the reception desk or check with people around you. Have a good book day!



### How to print in the library

#### Ⓕ Printers in the Free PC Corner on the second floor



- ① First click the icon of "オンデマンドプリンタへの接続" and connect to the WiFi network with "shudo-apn."
- ② Enter your user-ID for the alpha account with @alpha and password in the boxes.
- ③ Open your document and press "Ctrl+P" on the data or page you want to print.
- ④ Select the orientation by following the instructions.
- ⑤ Press the button labeled "印刷" (Print).

#### Ⓖ The on-demand printer on the third floor

- ① Select the data you want to print from "Google Drive" or "files" on your smartphone.
- ② When you tap this icon, an item called "Print" is displayed on your smartphone.
- ③ Select the orientation and paper size by following the instructions.
- ④ Hold your Student ID card over the IC card reader.
- ⑤ When the data you want to print is displayed, press the green button labeled "印刷." (If there are two or more files you want to print, you can print them all together by pressing the green button labeled "すべて印刷.")



#### To prepare for printing (first time only)

- ① Connect your smartphone or computer to the WiFi by using "shudo-apn."
- ② Scan the QR code, click the "Download" button and install the application on your smartphone or computer.



## I MARIO TAVOLA

Hours: 11:00~14:00  
(Last Order 13:30)

Mario is famous throughout Hiroshima as an Italian restaurant with a history of nearly 50 years and a reputation for delicious pasta.

Mario Tavola is the only restaurant at Hiroshima Shudo University where Italian food is served. If you would like to eat pasta at Shudo, please come here. However, it serves not only pasta but also delicious salads and desserts.

There is also outdoor terrace seating available, where you can enjoy the view of *Shudai Ike* (the University Pond), one of the most beautiful places on campus. This restaurant has been recently renovated and is a place that we recommend.

Please note: Unlike the other cafeterias, Mario Tavola is located in a separate building. It is on the ground floor of the Shudai Forum, across from Arcadia.



## II LITTLE MERMAID

Hours: 10:30~14:00

It is a bakery in front of Arcadia. Many people visit this bakery because of its wide variety. In autumn, you can enjoy 30 kinds of bread, not only sweet or salty breads but also some with meat, vegetables, or both. The display shelf on the left side of the entrance is often stocked with new dishes, for example, Mini Milk *Koppe* (a milk bun with whipped cream) and *Kogyoku* Apple Pie. In addition, Shudo students can get a special university discount of 20% off all purchases!!

Little Mermaid is recommended for lunch. For the low price of 400 yen, you can buy a lunch bag including 4 pieces of bread (e.g., Fried Chicken Burger, Salted Bun, Apple Pie and Mini Milk France). It is highly recommended when you are short on time or not very hungry. And if you don't finish them, you can take the rest home in the paper bag.



## III Patio

Hours: 10:30~14:00

You can buy a lunch box or order a rice bowl here.

### ~How to use~

Stand in line and tell the staff what you would like to eat. After that you can pay the price and receive the food.

### ~Patio's good points~

- The menu changes once a week, so you can enjoy lunches without getting bored.
- You can pay with Shudo Money (the campus electronic payment system).

### ~Patio's recommended dish~

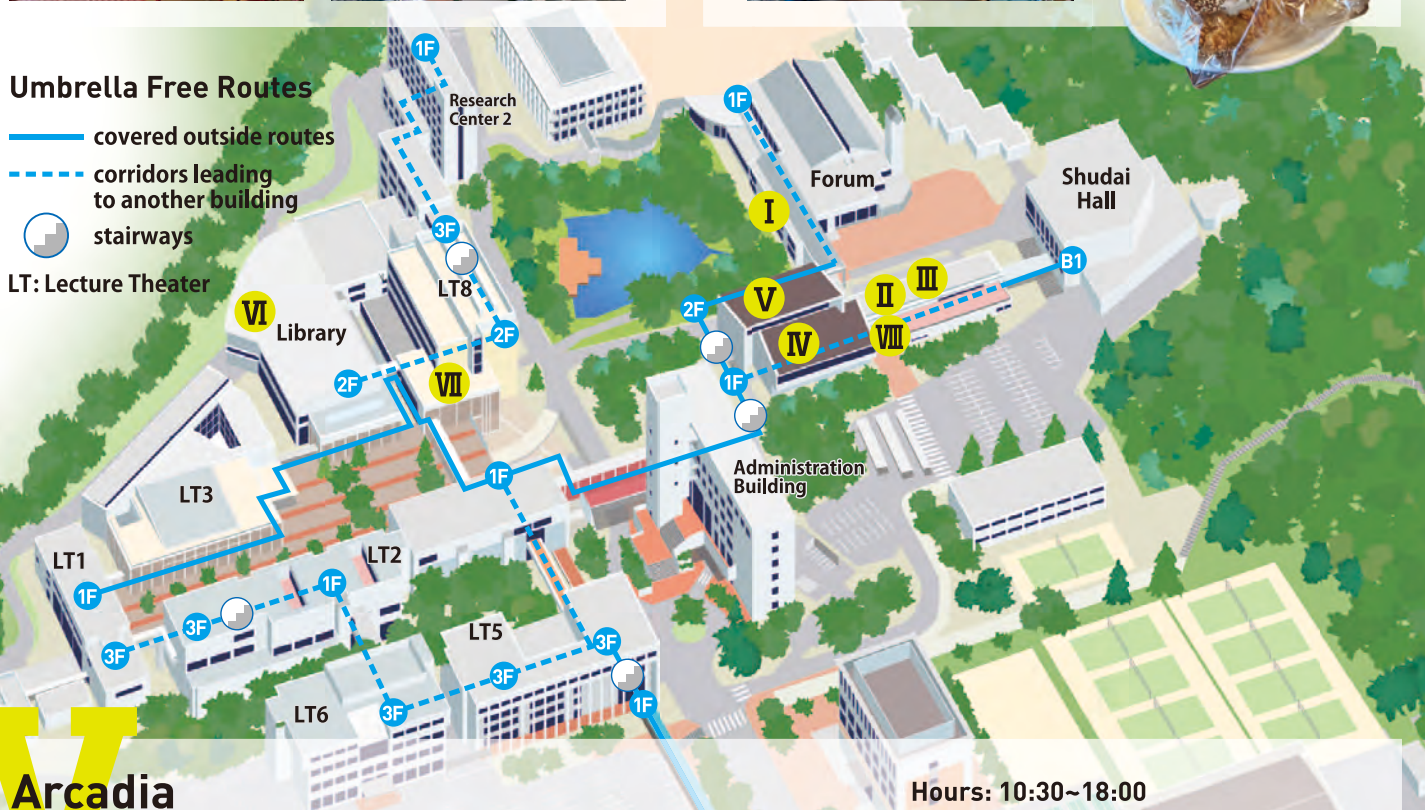
*Karaage Tartar Don*  
This is the most popular dish in Patio. It is a big bowl of rice with fried chicken and tartar sauce. You might think tartar sauce is only for fish! But tartar sauce goes well with fried chicken and you will enjoy it!



### Umbrella Free Routes

- covered outside routes
- - - corridors leading to another building
- stairways

LT: Lecture Theater



## V Arcadia

Hours: 10:30~18:00

You can enjoy a delicious low-cost menu. Depending on your physical condition, you can decide on the amount of rice from large, medium or small. The most popular dish in Arcadia is Fried Chicken with Soy and Vinegar Sauce (*Toripon Karaage*). *Miso* Soup, a traditional menu item in Japan made from *miso* (fermented soybeans) and *dashi* (soup stock extracted from dried fish), is also one of the recommended dishes. There are also seasonal menus in this cafeteria, where you can enjoy dishes with fresh ingredients. Arcadia also offers various kinds of vegetable dishes for vegetarians such as fried burdock and carrot (*Kinpira Gobou*) and boiled pumpkin.

And you can also get sweet desserts here. According to this cafeteria, fried sweet potato (*Daigaku Imo*) has been there for long time. Go to Arcadia and give it a try!

There are a lot of seats, but please remember that it is always crowded at lunch time.



## IV Forest

Hours: 10:00~16:30

Forest is located under Arcadia. Forest's recommendation is *Okonomiyaki*.

*Okonomiyaki* (a type of Japanese pizza) is a famous food in Hiroshima. When you go to an *okonomiyaki* restaurant, they generally cook it on a *teppan* (iron plate), and it is very tasty. Here at Forest, while waiting for the *okonomiyaki* to be made, you can watch it being cooked on a *teppan* in front of you. Please try it!

At Forest, you need to buy a meal ticket. You put money in the machine and choose the item you want to eat. In case these vending machines only accept coins, it is a good idea to prepare them in advance. You can also usually use paper money, but in most cases only 1000 yen bills can be used. Just so you know, there are many vending machines in Japan that also sell drinks and snacks.



## VI Coffee Lounge

Hours: 10:30~15:30

The Coffee Lounge is inside the library building. There are 7 tables and 14 seats in the lounge. And you can see the natural scenery from the cafe windows. It is not crowded in the third period, so that is the best time to enter without waiting.

They offer sandwiches, cakes and drinks in this cafe. The Coffee Lounge's recommended sandwich is *Terituna* (teriyaki chicken and tuna with mayonnaise). You can also order half and half sandwiches, which are a combination of two kinds of sandwiches. Surely you will like the toasted bread and fresh vegetables.

You can also buy about 4 types of cakes that change daily. Why don't you use the Coffee Lounge for tea time when you are free?



## VII I Cafe

Hours: 9:00~16:20

The I Cafe is a place for international exchange between students. Why don't you take this opportunity to communicate with us?

Language lessons are scheduled here every week for students to attend. On the day these photos were taken, there were lessons in English and Vietnamese. An interesting feature of these language lessons is that the instructors are international students from overseas who have come to study at Hiroshima Shudo University. You can feel free to ask questions and have conversations with them. Please check out the various events held at the I Cafe in accordance with the seasons. For example, in November there was a *Pocky* event. *Pocky* is a Japanese chocolate-covered stick and 11/11 is *Pocky* Day because the four 1s in a row look like *Pocky* sticks. If you have any questions about the I Cafe, please ask the International Center (*Kokusai Center*) staff.

We welcome you all to Hiroshima Shudo University!



## VIII CO-OP SHOP

Hours: 8:30~18:00

The Co-op Shop is the convenience store on campus at Hiroshima Shudo University. It offers not only food but also stationery and household goods.

There are other convenience stores near the university, but we recommend that you buy your groceries at the Co-op because you can get them cheaper than at other stores!

This shop is located on the first floor along with Forest cafeteria and other facilities like a barber. Like the cafeterias, it is often crowded during the lunch break. If you want to get something for lunch, go there right after classes are over. Another good idea is to buy *Onigiri* (rice balls), bread and drinks in advance during the break between classes, when it is relatively empty.

You can get ballpoint pens, mechanical pencils and notebooks, as well as files, sticky notes and other items needed for class. They also sell many items for everyday use, such as tissue paper and towels, so please stop by.

